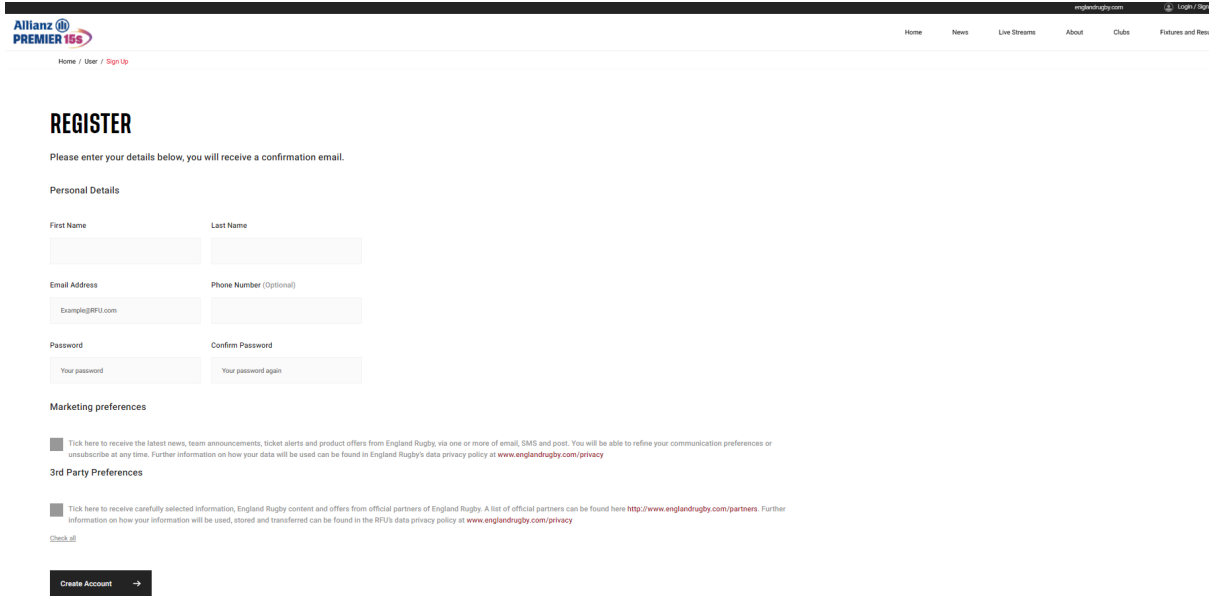


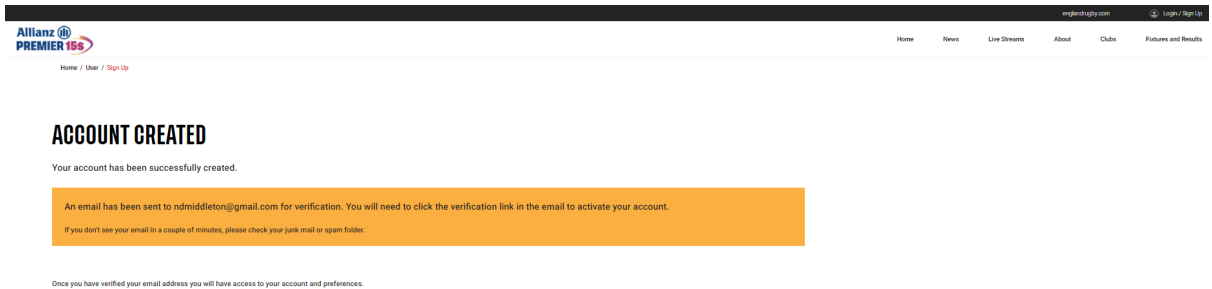
Watching Allianz Premier 15s live streams on Premier15s.com

1. Please head to <https://www.premier15s.com/user/sign-up> where you will see the registration page.



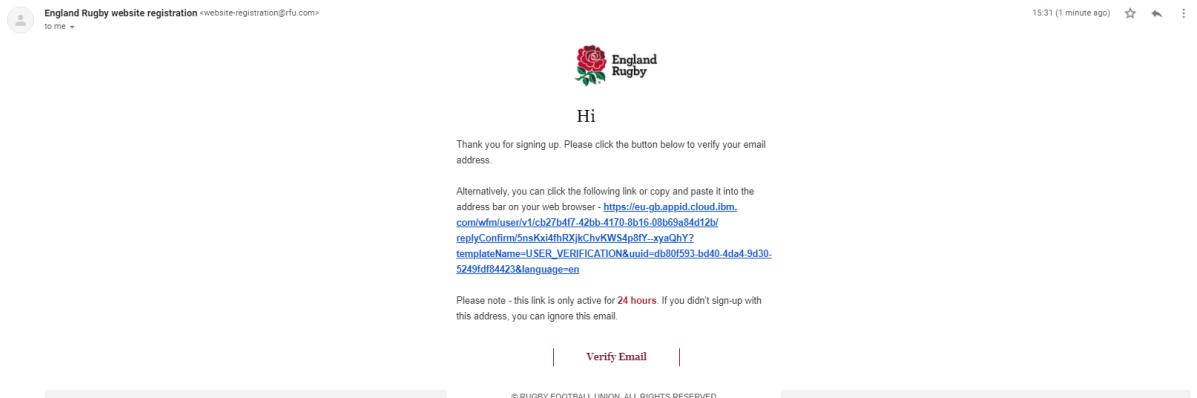
The screenshot shows the registration page for Premier 15s. At the top, there is a navigation bar with the Allianz Premier 15s logo on the left and links for Home, News, Live Streams, About, Clubs, and Features and Res on the right. Below the navigation bar, the page title is "REGISTER". A sub-header reads "Please enter your details below, you will receive a confirmation email." The registration form is divided into several sections: "Personal Details" with fields for First Name, Last Name, Email Address, and Phone Number (Optional); "Password" with fields for Password and Confirm Password; and "Marketing preferences" with a checkbox for receiving news and offers, and "3rd Party Preferences" with a checkbox for receiving information from official partners. At the bottom of the form, there is a "Create Account" button with a right-pointing arrow.

2. Register an account



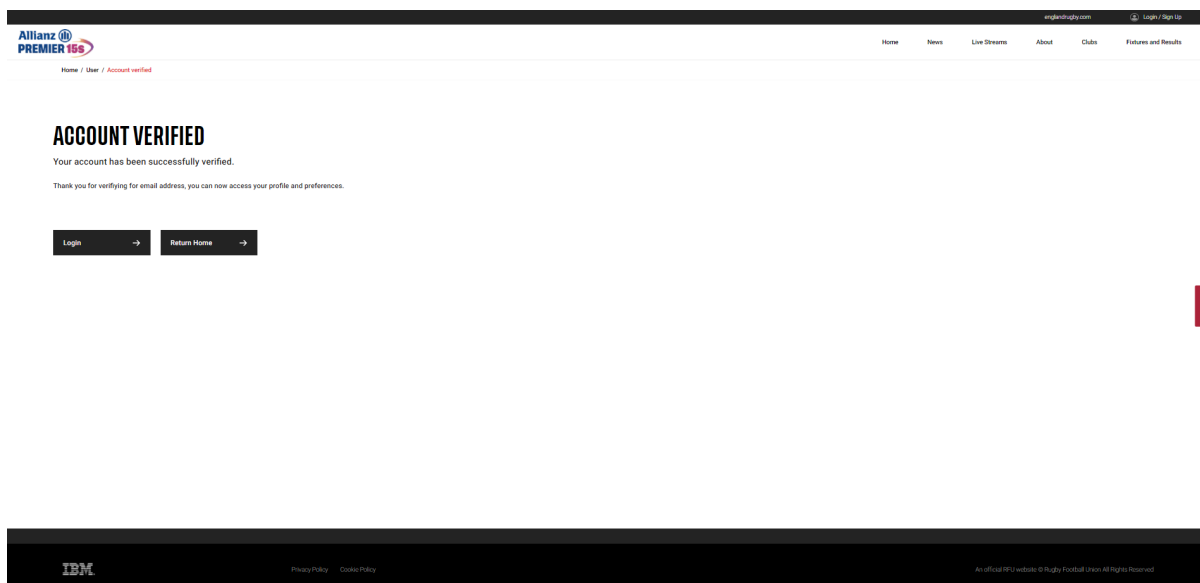
The screenshot shows the "ACCOUNT CREATED" confirmation page. At the top, there is a navigation bar with the Allianz Premier 15s logo on the left and links for Home, News, Live Streams, About, Clubs, and Features and Res on the right. Below the navigation bar, the page title is "ACCOUNT CREATED". A sub-header reads "Your account has been successfully created." Below this, there is an orange box containing the text: "An email has been sent to ndmiddleton@gmail.com for verification. You will need to click the verification link in the email to activate your account. If you don't see your email in a couple of minutes, please check your junk mail or spam folder." Below the orange box, there is a line of text: "Once you have verified your email address you will have access to your account and preferences."

3. Verify your account on the email received. Please check your spam or junk mail in case the email has ended up there.

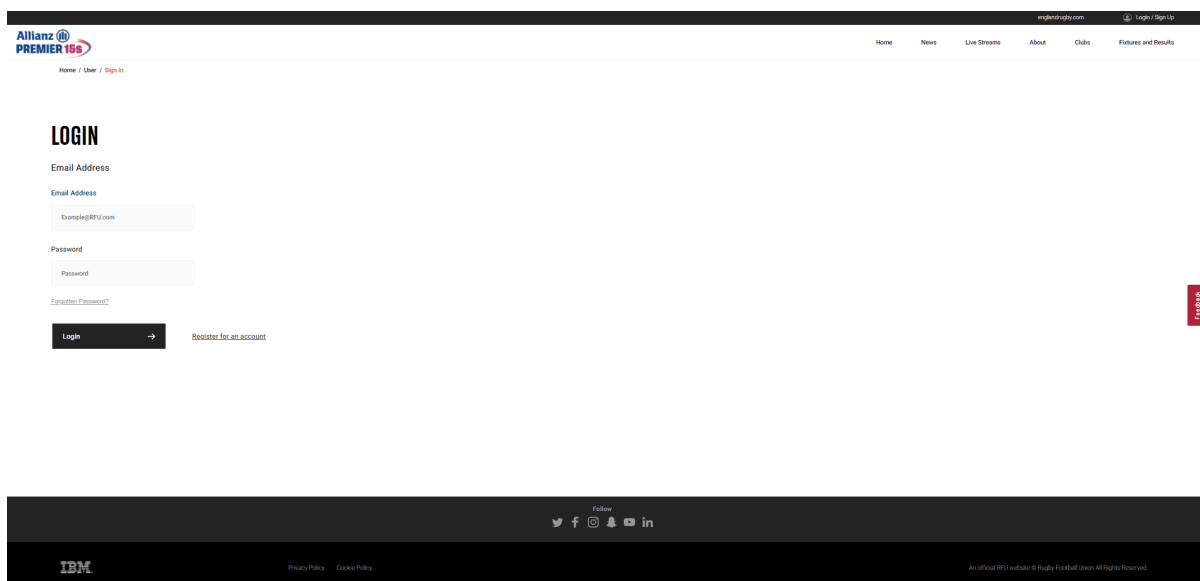


The screenshot shows an email verification message from England Rugby. The email header includes the sender "England Rugby website registration <website-registration@rfu.com>" and the recipient "to me". The email body starts with the England Rugby logo and the text "Hi". Below this, it says "Thank you for signing up. Please click the button below to verify your email address." It then provides an alternative link: "Alternatively, you can click the following link or copy and paste it into the address bar on your web browser - https://eu-gb.appid.cloud.ibm.com/wfm/user/v1/cb27bd47_42bb-4179-8b16-08b69a84d12b/reply/confirm?snsKxId4thRXjCvKWS4p8fY_-syaQbY?templateName=USER_VERIFICATION&uid=db80f993-bd40-4da4-9d30-5249f0f84423&language=en". Below the link, it says "Please note - this link is only active for 24 hours. If you didn't sign-up with this address, you can ignore this email." At the bottom, there is a "Verify Email" button. The footer of the email says "© RUGBY FOOTBALL UNION. ALL RIGHTS RESERVED".

4. After clicking the link on the email, you will be greeted with this verified screen. You can now login to the site using the profile details you signed up with.



5. Enter your login details that you registered with.

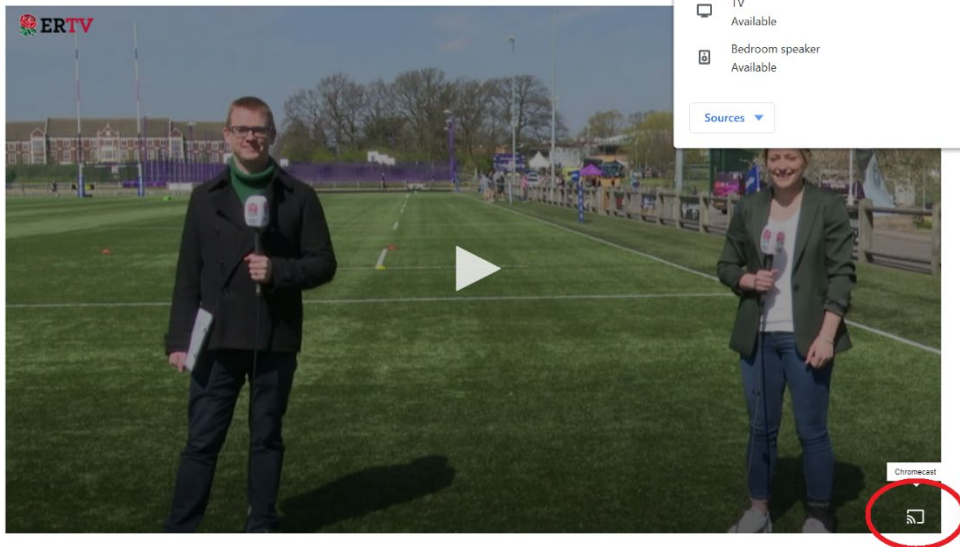


6. You will now be signed into your account on Premier15s.com and be able to watch the live stream.
7. If you are already signed in and on the live stream page before the broadcast starts, it will automatically start playing when the live stream is live. Or simply push the play button in the middle of the screen.



RELATED NEWS

- 8. You can cast the broadcast to a smart TV or another device if they are on the same WiFi network using the cast bottom in the bottom right hand corner of the player.



- 9. If you are having any issues please email LoginSupport@RFU.com

