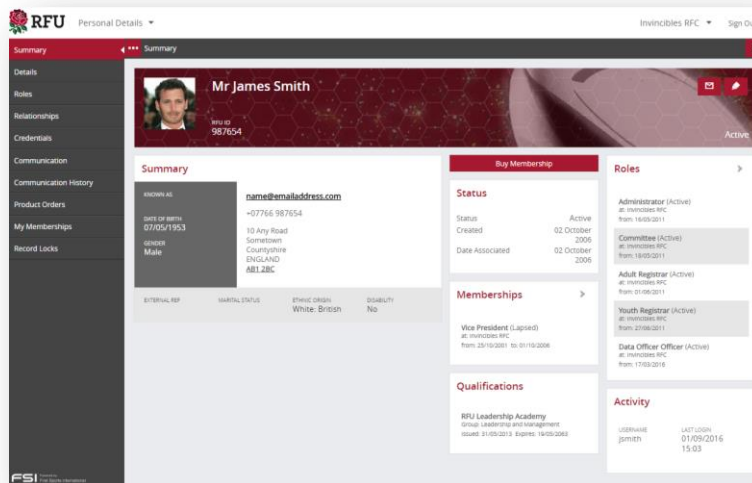


# User Interface updates in GMS

## Overview

Recent updates have been implemented into the latest version of V13.0.9 of GMS. The focus on these updates is to cater for the increasing requests for support on tablet and mobile devices. Since the introduction of membership signup there has been a much higher volume of public users entering GMS. With this in mind one of the aims is to have a product that is more familiar in usability and interface to similar systems, and to cater for the variety of methods and devices public users use to access the product.



The sections below outline the changes that have implemented in the current release focusing on touch device and public users

## Layout

- Browser scrolling rather than panel scrolls.
  - This allows for touch scrolling on devices to be quicker and more intuitive.
  - This fixes issues with some devices having problems with multiple sections scrolling.
- Left (Menu) and right (Help/Glossary) side panels will collapse to the side automatically on devices and small screens.
  - Allows for more usable space horizontally
  - Non-sizeable components such as the grids and matrix are easier to read and scroll
  - Using the icon to open a panel is in-line with touch device methods
- Left Menu Scrolling is being fixed so that it does not scroll any further than required and is performed with the page scroll.


## Banner removal



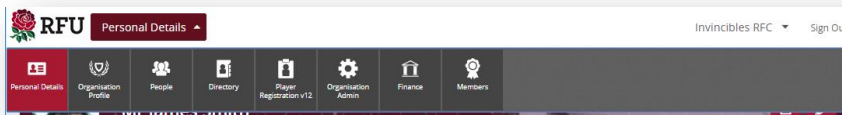
The banner has been removed to

- Allow for more screen space, better for small devices (This was only used for a logo)
- Bring the left menu higher similar to mobile devices

## Top Menu Updates



- The logo has been implemented into the top left corner of the site. (With the removal of the banner the logo needed somewhere to go).
  - On smaller devices, logos are generally placed in the top menu.
  - When window resize (responsive) from wide to narrow there was consistent brand placement
  - Allows for return to dashboard by clicking logo – this is a common ‘home’ navigation technique

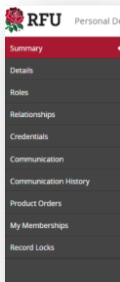


- Module selector has changed
  - to a dropdown tile panel rather than a sticky panel
    - To save screen space especially on tablets
    - Updated so that it closes when tile is selected or on a timeout
  - Added the current module name to the top
  - Consistent styling with context changer
- Context selector has changed
  - Consistent styling with module changer
  - Closes when click on screen or after a period of time

- Left and right panel open/close buttons moved from top menu to breadcrumb
  - Buttons to open the side panels are more intuitive as they are closer to the panel
  - Emulates mobile techniques

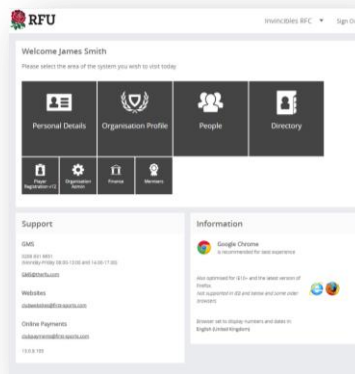
## Left Menu

Dividing lines added to make the division of each menu item more obvious.



## Login / Dashboard

The login and dashboard layout has been tweaked so that the subsidiary panels display under the main section (Login form/tile selector). This was after the introduction of a new tile on login for 'create account'



## Grids

Padding has been added to the grid cells as the content was very tight against the left. Updates for removing the left hand column check box meant that the content appeared to touch the left panel or left side of the window on a device.

Roles				
Mr James Smith				
	ID	RoleName	Category	St.
<input type="checkbox"/>	987654	Administrator	Administrator	
<input type="checkbox"/>	987654	Committee	Committee	
<input type="checkbox"/>	987654	Adult Registrar	Adult Registrar	
<input type="checkbox"/>	987654	Youth Registrar	Youth Registrar	
<input type="checkbox"/>	987654	Officer	Data Officer	

## Personal Details Summary Header

There has been an introduction of the personal details header. This is a styled banner which was introduced so that the public user has familiarity of our product against other similar public facing products. It is a personal banner with key profile information about the user, including their profile picture, and quick links to edit and email.



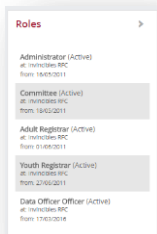
## Panels

New font symbols were added so that the header buttons. The colour of the icons could be changed based on the theme.



## List Widget

List widgets now display the top 5 items. Further items are now found in a grid and link from the widget



## Miscellaneous

- New buy membership button on the personal details page.
- Highlighted buttons on some areas where the button should stand out above other buttons